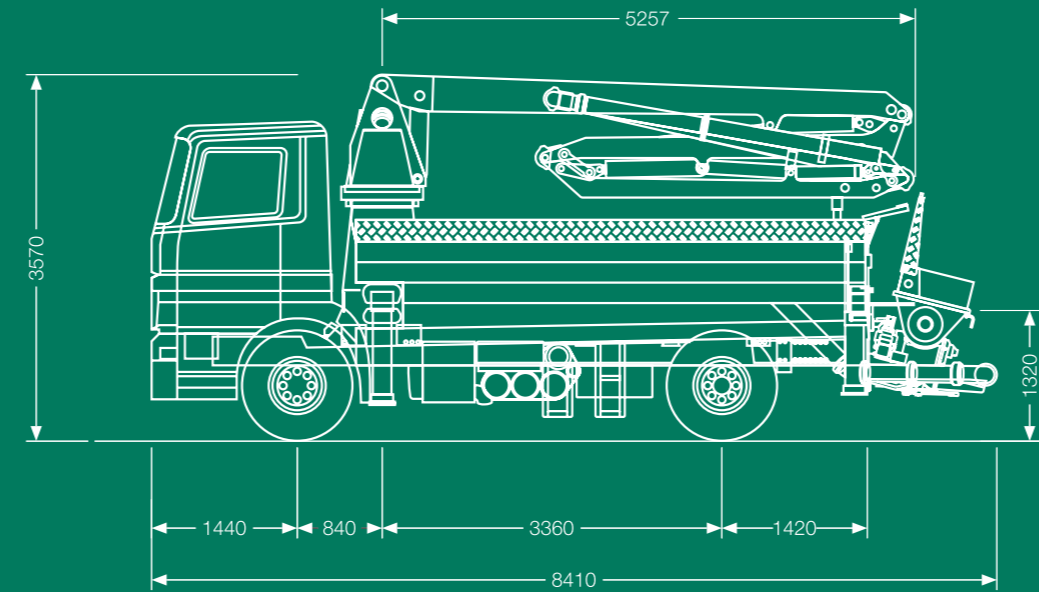
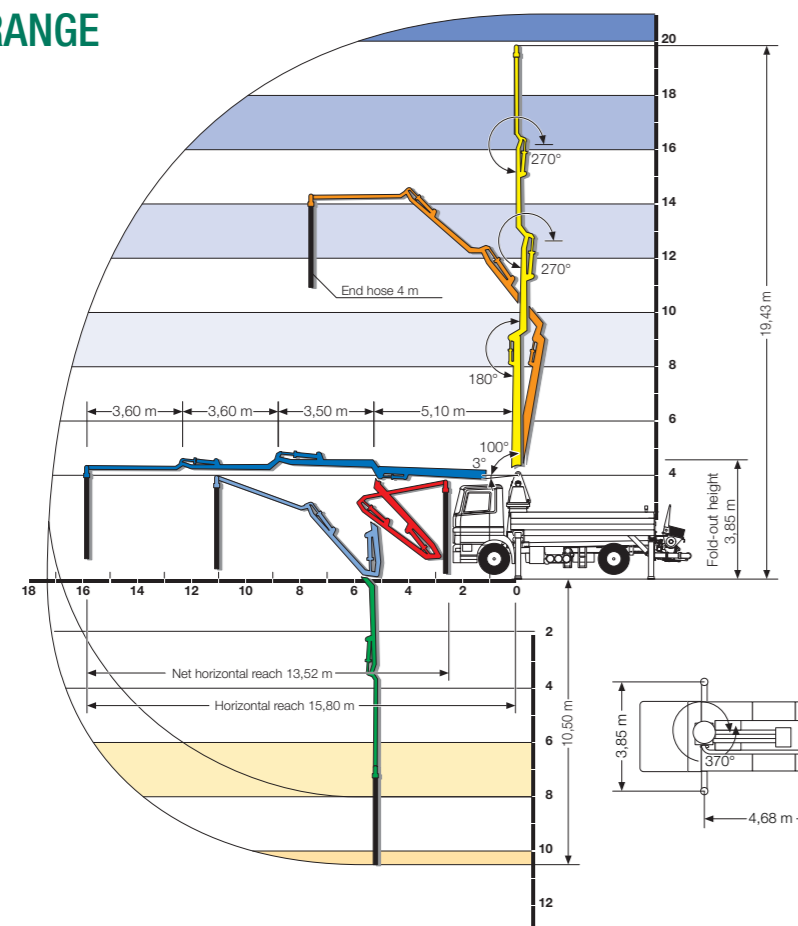


TECHNICAL DATA

Pump battery		P 2020	P 2023
Max. theor. output	m ³ /h	90	163
Max. concrete pressure	min.	24	32
Max. number of strokes	bar	85	85
Placing boom		20 ZR	
Delivery line diameter		DN 125	
Length of end hose	m	3,0	
Vertical reach	m	19,5	
Horizontal reach	m	15,8	
Number of articulations		4	
Height of articulations	m	3,75 / 8,9 / 12,4 / 16,0	
Slewing range		2 x 370°	
Outrigger load, front	kN	110	
Outrigger load, rear	kN	70	

WORKING RANGE

S 20



TRUCK-MOUNTED CONCRETE PUMP S 20



SCHWING-STETTER MOVES CONCRETE. WORLDWIDE.

Wherever concrete is produced and moved is where you will find Schwing-Stetter machinery.

With plants in Germany, Austria, USA, Brazil, Russia, China and India as well as with more than 100 sales and service facilities, the group of companies is always close to the customer.

Our wide range of products with something for every application is what makes Schwing-Stetter the No. 1 system supplier for concrete machinery worldwide.



SCHWING GMBH
P.O. Box 20 03 62 · D-44647 Herne / Germany
Phone (0) 23 25 / 9 87-0 · Fax (0) 23 25 / 7 29 22
www.schwing.de · info@schwing.de

Subject to modifications in the interest of technical progress. The exact standard scope of delivery is detailed in the offer.

10311028.2000.04.10SK



SCHWING TRUCK MOUNTED CONCRETE PUMP S 20

THE HIGHLY MANOUVERABLE PUMP IN THE CITY CLASS

With the S 20, SCHWING is extending its product range of truck mounted concrete pumps into the city class. Thanks to its front outrigger spread of 3.85 m and its vertical stabilization at the rear, this machine can be set up even in the tightest of urban spaces.

The four-section placing boom has an unfolding height of just 3.85 m. Its RZ-folding and huge articulation angles of 102° at the A joint and 270° at the C and D joints allow set up in working areas that conventional machines cannot reach.

The turret permits two full rotations – allowing the operator unimpaired freedom of movement regardless of how the boom was stowed at the previous construction site.

This machine is equipped with a permanently attached 5 m long box on the left side of the vehicle as standard, capable of holding e.g. 100 m of DN 75 hose stored in plastic sleeves. An optional hose box can hold an additional 60 m of DN 75 hoses in 3 m segments.

The broad selection of available pump kits enables you to pump a variety of concrete grades to respond optimally to customer requirements regarding pump capacity and concrete pressure.

The S 20 is built on chassis with a wheelbase of 4,200 mm and a gross vehicle weight of 15 to 18 t. As a result, this machine too can be used as a maneuverable, space-saving truck-mounted concrete pump for jobs in city centers, indoor and tunnel construction, housing construction and even as a line pump for refurbishment jobs.

The S 20 is also available as a line pump without boom, mounted on a 12 t chassis. Its compact wheelbase and rear outriggers that do not need to be extended horizontally enable working in narrow alleys, driveways or tunnels.




Permanently mounted hose boxes ensure convenient access to 100 m of hose up to DN 75 on the left side and 36 m of hose up to DN 100 on the right side.


The equipment capacity can be enhanced with an optional detachable 4 m long equipment box that accommodates an additional 80 m of hose. In all, this pump can transport around 300 m of hose when the construction site requires it. And of course, many other options are available for the S20.

Equipped with a high-pressure pump and a Long Rock Valve, this machine can pump even difficult concrete grades over a distance of several hundred meters. Further advantages of the Rock Valve include high economy, low wear and exceptional dependability.

The water tank is available in either 400 or 800 liters. A wide range of options such as turnable outlet, concrete stop valve or compressor with air line means that you can equip your machine to optimally meet your specific requirements




The outstanding accessibility to the water box allow a fast and easy piston change. The integrated water box flushing system minimizes the daily cleaning procedure.




The 5,10 m long storage area is a standard feature and gives the operator the opportunity to carry extra equipment.



In the tunnel or the city - the hybrid technology of the S 20 allows quiet and emissions free operation.



The turnable outlet is an option that allows the operator to connect the pipes to both sides, expanding the scope of his applications.



Generous storage possibilities make this a true city pump. An optional storage box allows 60m DN 75 hoses with a length of 3m to be carried.